

Product Catalogue

Multi-Purpose, Near Field, Shelving and Cabinet,
Door Frame, Ground/Ground Mat Antennas



Contents

Introduction / welcome	03
Portfolio overview	04
Antenna selection guide by size	07

Slimline Antennas

Multi-Purpose Antennas	09
Near Field Antennas	19
Shelving and Cabinet Antenna	23
Door Frame Antennas	23
Ground / Ground Mat Antennas	26
Airport Antennas	30

Accessories

Cables, Mounting Plates, Connector Protector Backplate	31
---	-----------

Introduction

Welcome to the latest Times-7 product catalogue, which represents our unique portfolio of ultra-slim RAIN RFID antennas. Inside this selector guide - it has all the information you need to figure out which model fits your space, specs, and environment.

In addition to our large portfolio of antennas, we can quickly customize a design to meet specific requirements of size, shape, RF performance, etc. If you or your customers' projects requirements are not satisfied by our standard antennas, please contact us to see how we may be able to help.

We are always happy to discuss any of your requirements and propose a competitive solution.

About RAIN Technology

RAIN RFID is a global alliance promoting the universal adoption of UHF RFID technology in a way similar to other wireless technology organizations including NFC Forum, WiFi Alliance and Bluetooth SIG. RAIN uses the GS1 UHF Gen2 protocol which ISO/IEC has standardized as 18000-63.



OVERVIEW OF PRODUCT PORTFOLIO

Note: All specifications are typical.

Page	Antenna	Polarization	Mounting options	Dimensions (x-plane) x (y-plane) x (z-plane)	Far Field 3dB Beamwidth*	Connector/ cable type
MULTI-PURPOSE ANTENNAS						
9	A5010	Circular Polarized	Flush or VESA mount	250 mm x 250 mm x 14 mm 9.85" x 9.85" x 0.55"	68° both planes	SMA side connector
9	A5020	Circular Polarized	Flush or VESA mount	150.7 mm x 149.4 mm x 14.5 mm 5.93" x 5.88" x 0.57"	115° both planes	SMA side connector
10	A5020 LX	Linear polarized	Flush or VESA mount	150.7 mm x 149.4 mm x 14.5 mm 5.93" x 5.88" x 0.57"	100° in XZ and 105° in YZ plane	SMA female (Jack) side connector
10	A5020 MR	Circular Polarized	Flush or VESA mount	150.7 mm x 149.4 mm x 14.5 mm 5.93" x 5.88" x 0.57"	115° in XZ and 105° in YZ plane	SMA female (Jack) side connector
11	A5060	Circular Polarized	Integrated flush mounting holes / mounting plate available	600 mm x 300 mm x 8 mm 23.6" x 11.8" x 0.3"	25° xz-plane 60° yz-plane	SMA female side fly lead
11	B6031	Circular Polarized	Integrated flush mounting holes / mounting plate available	275 mm x 214 mm x 8 mm 10.8" x 8.5" x 0.3"	60° xz-plane 80° yz-plane	SMA side fly lead
12	A6031	Circular Polarized	Integrated flush mounting holes / mounting plate available	275 mm x 214 mm x 12 mm 10.8" x 8.5" x 0.5"	80° both planes	SMA side fly lead
12	A6032	Circular Polarized	Integrated flush mounting holes / mounting plate available	391mm x 275mm x 12mm 15.4" x 10.8" x 0.5"	48° xz-plane 75° yz-plane	SMA side fly lead
13	A4030	Circular Polarized	Integrated flush mounting holes	280 mm x 280 mm x 12 mm 11" x 11" x 0.5"	60° both planes	SMA female rear connector
13	A6034	Circular Polarized	Integrated flush mounting holes / mounting plate available	747 mm x 314 mm x 12 mm 29.4" x 12.4" x 0.5"	25° xz-plane 81° yz-plane	SMA female side fly lead
14	A4030	Linear Polarized	Integrated flush mounting holes	280 mm x 280 mm x 12 mm 11" x 11" x 0.5"	62° both planes	SMA female rear connector
14	A7040	Linear Polarized	Mounting plate available	400 mm x 250 mm x 8 mm 15.7" x 9.8" x 0.3"	45° xz-plane 80° yz-plane	SMA side fly lead
15	A7060	Linear Polarized	Mounting plate available	600 mm x 250 mm x 8 mm 23.6" x 9.8" x 0.3"	30° xz-plane 65° yz-plane	SMA side fly lead

15	A6034s	Circular Polarized	Integrated flush mounting holes available	394 mm x 394 mm x 12 mm 15.5" x 15.5" x 0.5"	50° both planes	SMA female side fly lead
----	--------	-----------------------	---	--	-----------------	-----------------------------

OVERVIEW OF PRODUCT PORTFOLIO


Page	Antenna	Polarization	Mounting options	Dimensions (x-plane) x (y-plane) x (z-plane)	Far Field 3dB Beamwidth *	Connector/ cable type
SLIMLINE SHELVING ANTENNA						
19	A7030	Circular Polarized	Integrated flush mounting guides,	300 mm x 300 mm x 8.5 mm 11.81" x 11.81" x 0.33"	65° xz-plane 65° yz-plane	SMA female side fly lead
NEAR-FIELD ANTENNAS						
16	A1115	Near Field	Integrated mounting holes on the backside of the antenna	150 mm x 150 mm x 8.6 mm 5.90" x 5.90" x 0.34"	N.A.	SMA female side fly lead
16	A1130	Near Field	Integrated mounting holes on the backside of the antenna	300mm x 300mm x 8.6mm 11.81" x 11.81" x 0.34"	N.A.	SMA female side fly lead
17	A1163	Near Field	Integrated mounting holes on the backside of the antenna	600mm x 300mm x 8.6mm 23.62" x 11.81" x 0.34"	N.A.	SMA female side fly lead
17	A5020	Near Field	Flush or 100 x 100 mm VESA mount	150.7 mm x 149.4 mm x 14.5 mm 5.93" x 5.88" x 0.57"	N.A.	SMA female (Jack) side connector
18	A1001	Near Field	Integrated flush mounting holes	82 mm x 82 mm x 9.5 mm 3.2" x 3.2" x 0.3"	N.A.	SMA female side connector
18	A1030	Near Field	Integrated flush mounting guides/ mounting plate available	300 mm x 300 mm x 6.5 mm 11.8" x 11.8" x 0.25"	N.A.	SMA female side fly lead
DOORFRAME ANTENNAS						
19	A8060	Linear Polarized	Integrated flush mounting guides / Adhesive foam strip	650 mm x 90 mm x 8 mm 25.5" x 3.5" x 0.3"	110° in XZ (horizontal), 30° in YZ (vertical)	SMA female side fly lead
20	A8065	Vertical & Horizontal Linear	Integrated flush mounting guides / Adhesive foam strip	700 mm x 90 mm x 8 mm 27.5" x 3.5" x 0.3"	Refer to datasheet	SMA female side fly lead
GROUND ANTENNAS						
21	A5531	Circular Polarized	N.A.	1200 mm x 195 mm x 10 mm 47.24" x 7.67" x 0.39"	13° in XZ, 85° in YZ	SMA female side fly lead
22	A5530	Circular Polarized	N.A.	1220 mm x 600 mm x 12 mm 4' x 2' x 0.5"	13° xz-plane 85° yz-plane	SMA female side fly lead
22	A5530	Linear Polarized	N.A.	1220 mm x 600 mm x 12 mm 4' x 2' x 0.3"	70° in YZ, 25° in XZ	SMA-SMB adapter

23	A6590	Circular Polarized	N.A.	915 mm x 305 mm x 8 mm 3' x 1' x 0.3"	20° in XZ, 80° in YZ	SMA female side fly lead
23	A6590	Linear Polarized	N.A.	910 mm x 300 mm x 8 mm 3' x 1' x 0.3"	72° in XZ, 23° in YZ	SMA female side fly lead
24	RTAS	Linear Polarized	N.A.	1220 mm x 600 mm x 12 mm 4' x 2' x 0.5"	Refer to page 28	RPTNC connector

OVERVIEW OF PRODUCT PORTFOLIO

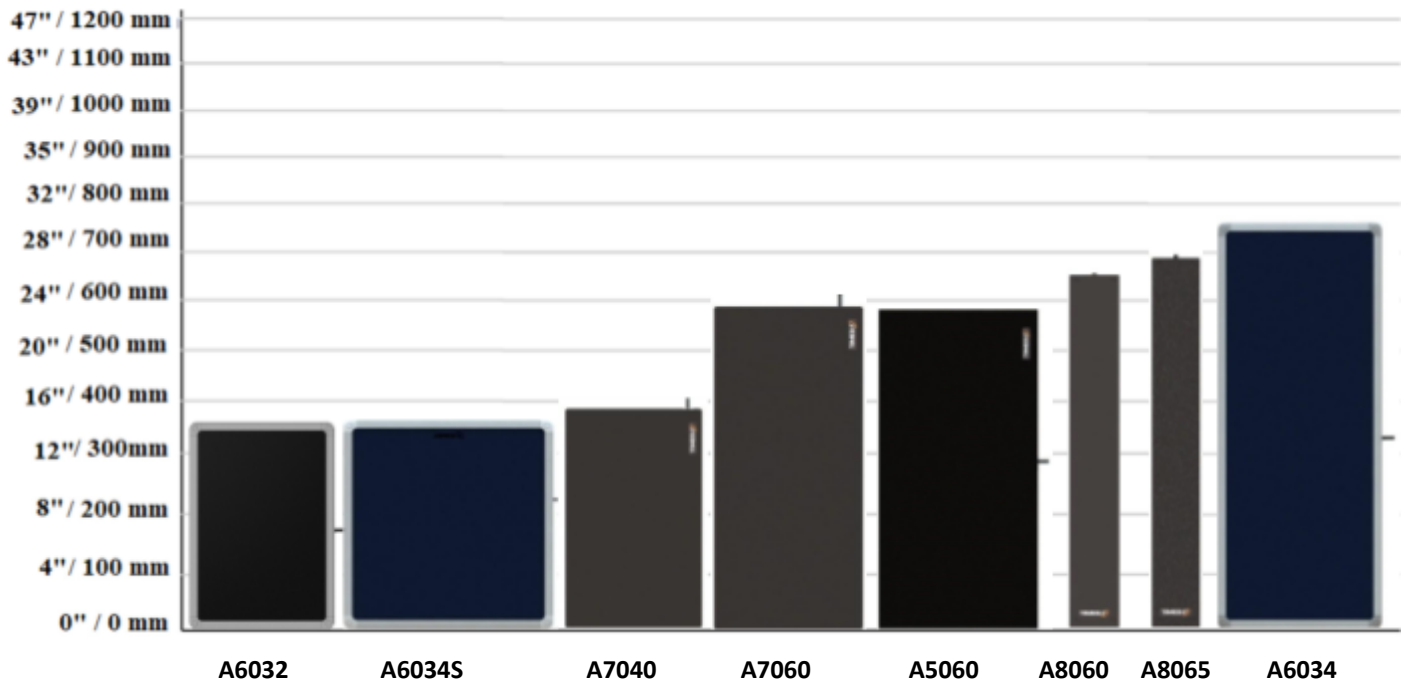

Page	Antenna	Description	Mounting options	Dimensions (x-plane) x (y-plane) x (z-plane)	Far Field 3dB Beamwidth*	Connector/ cable type
SLIMELINE AIRPORT ANTENNAS						
25	A6011	Airport Antenna	Integrated flush mounting holes, affixed directly onto conveyor frame (under conveyor belt)	1200 mm x 600 mm x 12 mm	22° xz-plane 60° yz-plane	SMA female side fly lead
				1000 mm x 800 mm x 12 mm	25° xz-plane 70° yz-plane	
				800 mm x 800 mm x 12 mm	25° xz-plane 70° yz-plane	
26	A6015	Circular Polarized Flat Panel	Fixed directly under check-in bag drop	549 mm x 380 mm x 12 mm 21.6" x 15" x 0.5"	N.A.	RP-SMA female side fly lead

ACCESSORIES			
Page	Description	Compatibility	Cable Type / Dimensions
26	Cables	Different cable types and lengths for all antennas are available.	195/240/400
27	Mounting Plates	A6031/B6031/A1130/A4030C/A6032/A6034S/A6034/A5040/A1163/A115	140 mm x 140 mm x 1.6 mm
27	Connector Protector Backplate	A5020 LX/MR/CP/NF	150 mm x 150 mm x 1.5 mm
		A5010 CP	230 mm x 250 mm x 1.5 mm



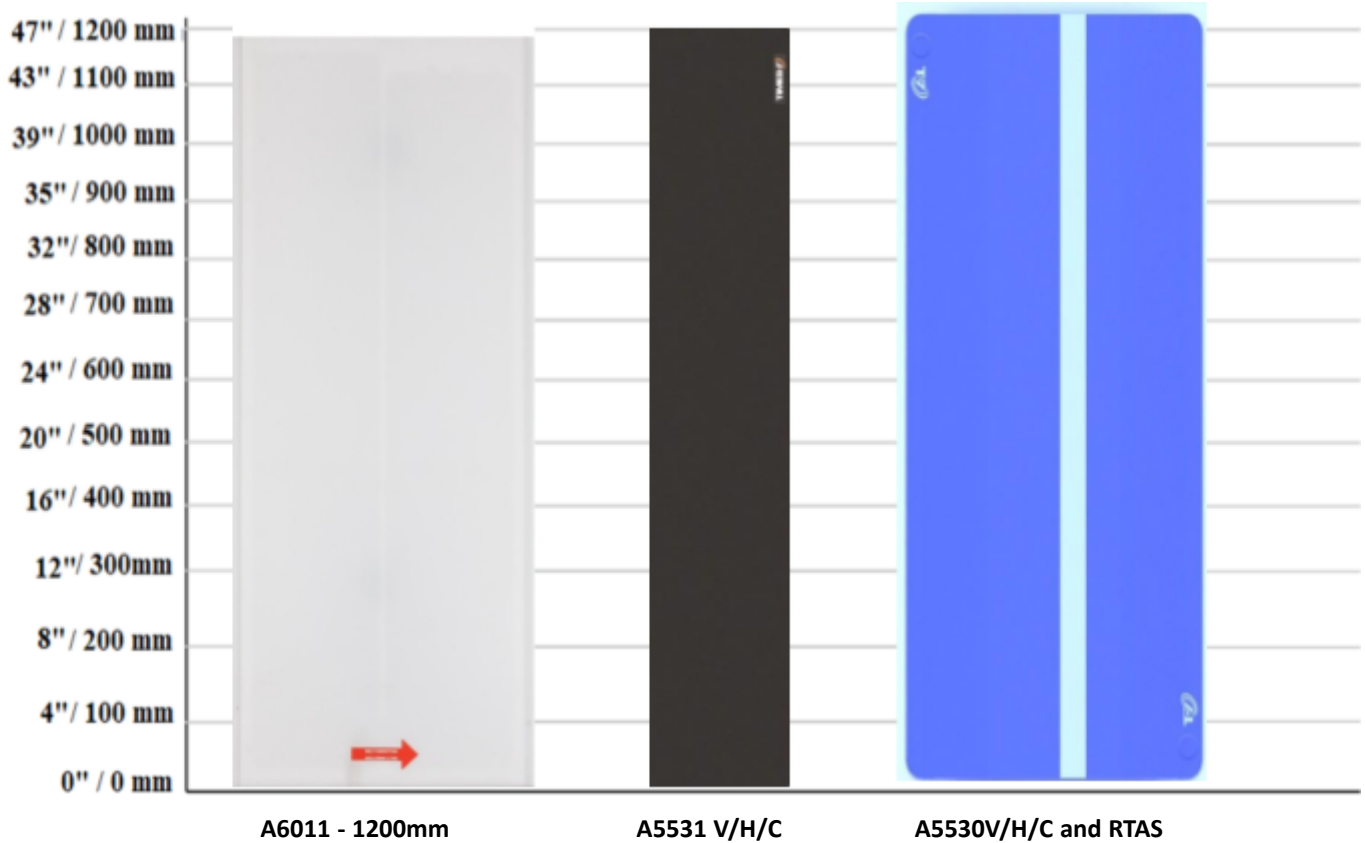
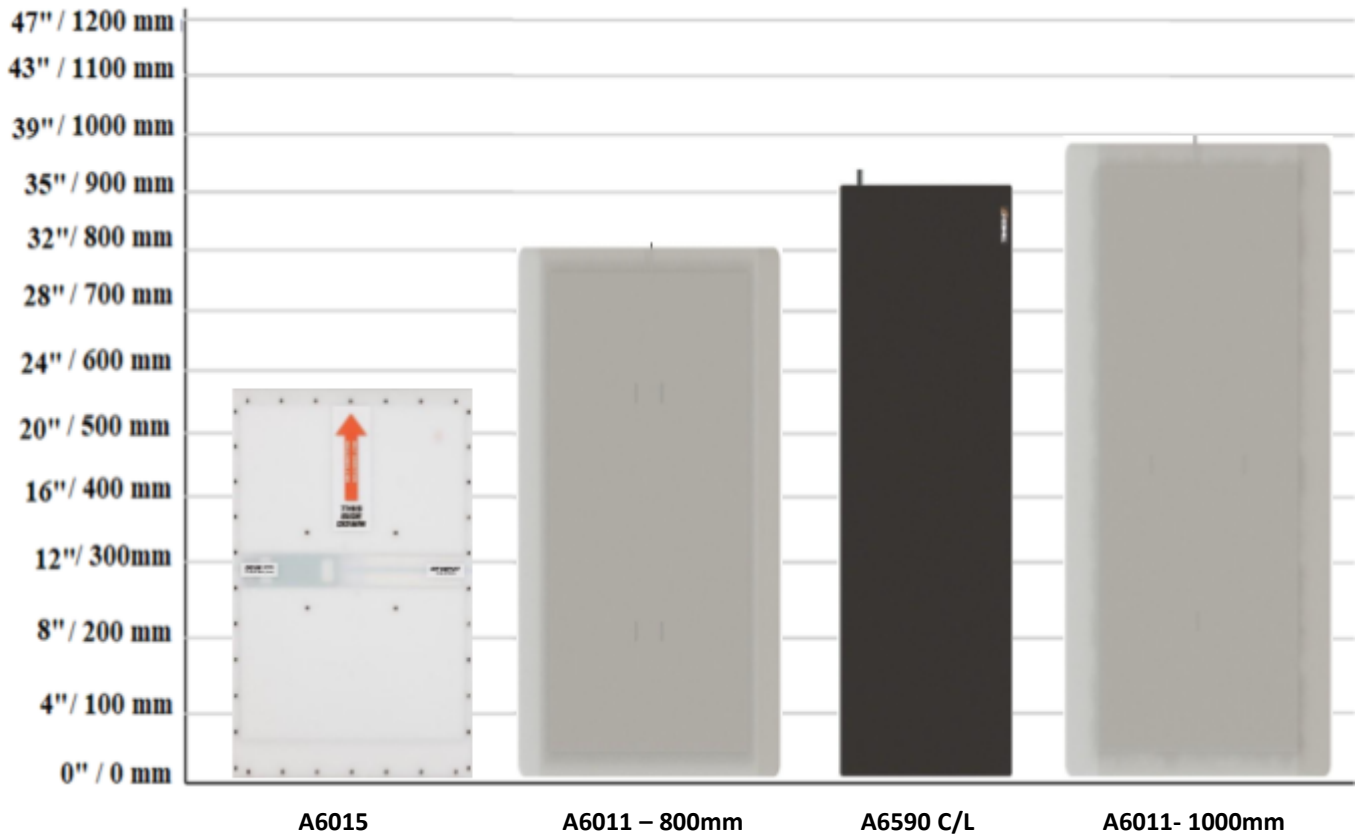
ANTENNA SELECTION GUIDE BY SIZE

(Multipurpose / Rugged / Shelf antenna)





ANTENNA SELECTION GUIDE BY SIZE

(Ground / Under belt / Airport antennas)





SLIMLINE MULTI-PURPOSE ANTENNAS

A5010 Circular Polarized	Specifications	
	Dimensions:	250mm x 250mm x 14mm
	Weight:	Net: 0.75 kg / 1.6 lbs.
	Connector/ Cable Type:	SMA female side connector
	Operating/ Storage Temperature:	-20° to +55°C -4° to +131°F
Outdoor IP67 Antenna, Circular, Flush or VESA stud for mounting	Far Field Gain:	8.5 dBiC typical
	3 dB Beamwidth:	68° both planes
<p>Typical Applications: Medical and Pharmaceutical, Retail and warehousing.</p> <p>View Datasheet Here.</p>	VSWR:	1.3 typical
	Front To Back Ratio:	-20 dB
	Axial Ratio:	1 dB typical
	Part no.	Flush: ETSI 60002/FCC 60001


A5020 Circular Polarized	Specifications	
	Dimensions:	150.7mm x 149.4mm x 14.5mm
	Weight:	Net: 0.23 kg / 0.51 lbs
	Connector/ Cable Type:	SMA female side connector
	Operating/ Storage Temperature:	-30° to +65°C -22° to +149°F
Outdoor IP67 antenna, Circular, Flush or VESA mount	Far Field Gain:	5 dBiC typical
	3 dB Beamwidth:	105° both planes
<p>Typical Applications: Indoor and permanent outdoor applications, Industrial applications.</p>	VSWR:	1.4 typical
	Front To Back Ratio:	-10 dB


View Datasheet Here.	Axial Ratio:	2 dB typical
	Part No	FCC 60010 ETSI 60011

A5020 Linear Extreme (LX)	Specifications	
	Dimensions:	150.7 mm x 149.4 mm x 14.5 mm
	Weight:	Net: 0.23 Kg / 0.51 lbs.
	Connector/ Cable Type:	SMA female side connector
	Operating/ Storage Temperature:	-90° to +65°C -130° to +149°F
IP68 and IP69K rating for permanent outdoor use and industrial applications. Linear polarized for extreme temperatures.	Far Field Gain:	5 dBi typical
	3 dB Beamwidth:	100° in XZ and 105° in YZ plane
Typical applications: Deep freezers, food, meat and chemical manufacturing processes. View Datasheet Here.	VSWR:	12.5 typical
	Front To Back Ratio:	-12 dB
	Axial Ratio:	N.A.
	Part no.	FCC 72386 ETSI 72387


A5020 Mid-Range (MR)	Specifications	
	Dimensions:	150.7mm x 149.4mm x 14.5 mm
	Weight:	Net: 0.20kg / 0.44 lbs
	Connector/ Cable Type:	SMA female side connector
	Operating/ Storage Temperature:	-30° to +65°C -22° to +149°F
IP68 rating for permanent outdoor and industrial applications	Far Field Gain:	-3 dBiC typical
	3 dB Beamwidth:	115° in XZ and 105° in YZ plane


<p>Typical applications: Kiosk/POS, packing conveyer, cabinetry and shelves</p> <p>View Datasheet Here.</p>	VSWR:	1.8 typical
	Front To Back Ratio:	-8 dB
	Axial Ratio:	2.5 dB typical
	Part no.	FCC 72388 ETSI 72389

A5060 Circular High Gain	Specifications	
	Dimensions:	600mm x 300mm x 9mm
	Weight:	Net: 1.48 kg / 3.3 lbs
	Connector/ Cable Type:	SMA female side connector
	Operating/ Storage Temperature:	-20° to +55°C -30° to +60°C -4° to +131°F -22° to +140°F
<p>Multi-element array, ideal for reflective environments. Flush or VESA mount.</p>	Far Field Gain:	10.5 dBiC typical
	3 dB Beamwidth:	25° in XZ-plane, 60° in YZ-plane
<p>Typical applications: Vehicle tolling and vehicle access control, tool tracking and warehouse shelving applications.</p> <p>View Datasheet Here.</p>	VSWR:	1.4 typical
	Front To Back Ratio:	-25 dB
	Axial Ratio:	2 dB typical
	Part no.	FCC 71875 ETSI 71876


B6031 Circular Polarized	Specifications	
	Dimensions:	275mm x 214mm x 8mm
	Weight:	Net: 0.5kg / 1.1 lbs
	Connector/ Cable Type:	SMA female side connector
	Operating/Storage Temperature:	20° to +55°C -30° to +65°C -4° to +131°F -22° to +149° F
	Far Field Gain:	60° XZ-plane 80° YZ-plane

IP54 antenna, circular Integrated flush mounting holes.	3 dB Beamwidth:	N.A.
	VSWR:	1.4 typical
Typical applications: Access control & security, Retail POS, libraries and mass transit systems View Datasheet Here.	Front To Back Ratio:	-15 dB
	Axial Ratio:	2 dB typical
	Part no.	FCC 71827 ETSI 71828


A6031 Circular Polarized	Specifications	
	Dimensions:	275mm x 214mm x 12mm
	Weight:	Net: 0.6 kg / 1.3 lbs.
	Connector/ Cable Type:	SMA female side connector
	Operating/ Storage Temperature:	-20° to +55°C -30° to +65° C -4° to +131°F -22° to +149°F
	Far Field Gain:	4 dBiC typical
	3 dB Beamwidth:	80° both planes
IP65, circular Integrated flush mounting holes / Universal mounting plate for rack	VSWR:	1.4 typical
	Front To Back Ratio:	-18 dB
Typical Applications: Retail management, office asset tracking and space constrained/ customer facing environments. View Datasheet Here.	Axial Ratio:	2 dB typical
	Part no.	FCC 70810 ETSI 70804


A6032 Circular Polarized	Specifications	
	Dimensions:	391mm x 275mm x 12mm
	Weight:	Net: 1 kg / 2.2 lbs.
	Connector/ Cable Type:	SMA female side connector
	Operating/ Storage Temperature:	-20° to +55°C -30° to +65°C -4° to +131°F -22° to +149° F


	Far Field Gain:	5.5 dBiC typical
Outdoor IP65 antenna, Circular, Flush or VESA mount.	3 dB Beamwidth:	48° xz-plane 75° yz-plane
	VSWR:	1.4 typical
Typical Applications: Retail inventory management, industrial asset tracking, any space constrained/ customer facing environment. View Datasheet Here.	Front To Back Ratio:	-22 dB
	Axial Ratio:	2 dB typical
	Part No	FCC 70808 ETSI 70802


A4030 Circular Polarized	Specifications	
	Dimensions:	280mm x 280mm x 12mm
	Weight:	Net: 0.75kg / 1.6 lbs.
	Connector/ Cable Type:	SMA female rear connector
	Operating/ Storage Temperature:	-20° to +55 °C -30° to +65°C -4° to +131 °F -22° to +149 °F
Outdoor IP65 Antenna, Circular with integrated flush mounting holes	Far Field Gain:	6.5 dBiC typical
	3 dB Beamwidth:	60° both planes
Typical Applications: Inventory Management, logistics and supply chain, healthcare and retail/ POS self service. View Datasheet Here.	VSWR:	1.4 typical
	Front To Back Ratio:	-26 dB
	Axial Ratio:	2 dB typical
	Part no.	FCC 71270 ETSI 71269

A6034 Circular Polarized	Specifications	
	Dimensions:	747mm x 314mm x 12mm
	Weight:	Net: 2.2kg / 4.8 lbs.
	Connector/ Cable Type:	SMA female side connector


	Operating/ Storage Temperature:	-20° to +55°C -30° to +65° C -4° to +131°F -22° to +149°F
	Far Field Gain:	9 dBiC typical
	3 dB Beamwidth:	25° XY-plane 81° YZ-plane
IP65 antenna, circular Integrated flush mounting holes.	VSWR:	1.4
Typical Applications: Space constrained/ customer facing environments, all weather rugged design suitable for industrial applications. View Datasheet Here.	Front To Back Ratio:	-25 dB
	Axial Ratio:	< 2 dB at boresight
	Part no.	FCC 70809 ETSI 70803

A4030 Linear Polarized	Specifications	
	Dimensions:	280mm x 280mm x
	Weight:	Net: 0.75kg / 1.6 lbs
	Connector/ Cable Type:	SMA female / Rear connector
	Operating/ Storage Temperature:	-20° to +55°C-30° to +65°C -4° to +131°F - 22° to +149°F
	Far Field Gain:	7.5 dBi
IP55 Linear polarized with integrated flush mounting guides.	3 dB Beamwidth:	62°in both planes
Typical Applications: Inventory Management, logistics and supply chain, healthcare and retail/ POS self service. View Datasheet Here.	VSWR:	1.4 typical
	Front To Back Ratio:	22 dB
	Part No	FCC 71272 ETSI 71271

A7040 Linear Polarized	Specifications	
	Dimensions:	400mm x 250mm x 8mm 15.7 " x 9.8 " x 0.3
	Weight:	Net: 1 kg / 2.2 lbs.
	Connector/ Cable Type:	SMA female connector
	Operating/ Storage Temperature:	-20° to +55°C -30° to +65°C -4° to +131°F -22° to +149°F
	Far Field Gain:	7.5 dBi typical
IP65 antenna, linear Universal mounting plate for rack (VESA) mounting available	3 dB Beamwidth:	45° in xz-plane 80° in yz-plane
	VSWR:	1.6 typical
Typical Applications: Retail, Jewelry, Workshop/ industrial tools, any shelving and cabinet application. View Datasheet Here.	Front To Back Ratio:	-22 dB
	Axial Ratio:	N/A
	Part No	FCC 71204 ETSI 71201


A7060 Linear Polarized	Specifications	
	Dimensions:	600mm x 250mm x 8mm
	Weight:	Net: 1.2 kg / 2.6 lbs.
	Connector/ Cable Type:	SMA female side connector
	Operating/ Storage Temperature:	-20° to +55°C -30° to +65°C -4° to +131°F -22° to +149° F
	Far Field Gain:	9 dBiC typical
	3 dB Beamwidth:	30° in XY-plane 65° in YZ-plane
IP65 antenna, linear Universal mounting plate for rack (VESA)	VSWR:	1.6 typical
	Front To Back Ratio:	-24 dB
Typical Applications: Retail/ jewelry, workshop/ industrial tools, any shelving or cabinet application.	Axial Ratio:	N/A


View Datasheet Here.	Part no.	FCC 71304 ETSI 71303
---	-----------------	---------------------------------

A6034S (Circular Polarized)	Specifications	
	Dimensions:	394mm x 394mm x 12mm
	Weight:	Net: 1.75 kg / 3.8 lbs.
	Connector/ Cable Type:	SMA female side connector
	Operating/ Storage Temperature:	-20° to +55°C -30° to +65°C - 4° to +131°F -22° to +149°F
	Far Field Gain:	9 dBiC typical
	3 dB Beamwidth:	50° in both planes
IP65 antenna, circular Integrated flush mounting holes /	VSWR:	1.4 typical
	Front To Back Ratio:	-13 dB
Typical Applications: High performance RFID applications where long / highly accurate read zones are required . View Datasheet Here.	Axial Ratio:	2 db typical
	Part no.	FCC 71003 ETSI 71002


UHF RFID NEAR FIELD ANTENNAS


Offering a breakthrough in size and performance where short read ranges are required, the Times-7 range of near field antennas are opening up new possibilities for item level RFID tracking.

A1115 Near Field Antenna	Specifications	
	Dimensions:	150mm x 150mm x 8.6mm
	Weight:	Net: 0.154kg / 0.34 lbs.
	Connector/ Cable Type:	SMA female side connector
	Operating/ Storage Temperature:	0° to +50°C -30° to +50°C +32° to +122°F -22° to +122°F
IP54 rated designed for applications, which require “near zone only” tag detection.	Far Field Gain:	N.A
	3 dB Beamwidth:	N.A
	VSWR:	1.95 typical
Typical Applications: Ideal for metal and liquid tracking, as well as POS and shelving applications. View Datasheet Here .	Front To Back Ratio:	N.A
	Axial Ratio:	N.A
	Part no.	ETSI B:72027 W:72029 FCC B:72028 W:72030


A1130 Near Field Antenna	Specifications	
	Dimensions:	300mm x 300mm x 8.6mm
	Weight:	Net: 0.58 kg / 1.27 lbs.
	Connector/ Cable Type:	SMA female side connector
	Operating/ Storage Temperature:	0° to +50°C -30° to +50°C +32° to +122°F -22° to +122°F
IP54 rated designed for applications, which require “near zone only” tag detection.	Far Field Gain:	N.A
	3 dB Beamwidth	N.A
	VSWR:	1.95 typical
Typical Applications: Ideal for metal and liquid tracking, as well as POS and	Front To Back Ratio:	N.A
	Axial Ratio:	N.A


shelving applications. View Datasheet Here.	Part no.	ETSI B:72022 W:72025 FCC B:72023 W:72026
---	-----------------	---

A1163 Near Field Antenna	Specifications	
	Dimensions:	600mm x 300mm x 8.6mm
	Weight:	Net: 1.175kg / 2.59 lbs
	Connector/ Cable Type:	SMA female side connector
	Operating/ Storage Temperature:	0° to +50°C -30° to +50°C +32° to +122°F -22° to +122°F
<p>The A1163 is the largest antenna in our new True Near Field Antenna Series as well as the largest Near Field RFID antenna on the market</p>	Far Field Gain:	N.A
	3 dB Beamwidth:	N.A
<p>Typical Applications: POS, Metals and Shelving applications. View Datasheet Here.</p>	VSWR:	1.95 typical
	Front To Back Ratio:	N.A
	Axial Ratio:	N.A
	Part no.	ETSI B:72031 W:72033

A5020 Near Field Antenna	Specifications	
	Dimensions:	150mm x 150mm x 14mm
	Weight:	Net: 0.18 kg / 0.38 lbs.
	Connector/ Cable Type:	SMA female side connector
	Operating/ Storage Temperature:	-30° to +65°C -22° to +149°F
	Far Field Gain:	Equivalent to -30 dBi
<p>IP68 rating. One SKU for flush and VESA Mount.</p>	3 dB Beamwidth:	N.A.
	VSWR:	1.4 typical


Typical Applications: Ideal for tap 'n go & touch applications. View Datasheet Here.	Front To Back Ratio:	N.A.
	Axial Ratio:	N.A.
	Part no.	FCC/ETSI WB 72057

A1001 Near Field Antenna	Specifications	
	Dimensions:	82mm x 82mm x 9.5mm
	Weight:	Net: 100 g / 0.22 lbs.
	Connector/ Cable Type:	SMA female side connector
	Operating/ Storage Temperature:	0° to +50°C -30° to +60°C +32° to +122°F -22° to +140°F
	Far Field Gain:	N.A.
No IP rating, Integrated flush mounting holes	3 dB Beamwidth:	N.A.
	VSWR:	1.4 typical
Typical Applications: Access Control & Security, Retail POS, Libraries, Mass Transit Systems. View Datasheet Here.	Front To Back Ratio:	N.A.
	Axial Ratio:	N.A.
	Part no.	ETSI & FCC: 71203

A1030 Near Field Antenna	Specifications	
	Dimensions:	300mm x 300mm x 6.5mm
	Weight:	Net: 500 g / 1.1 lbs.
	Connector/ Cable Type:	SMA female side connector
	Operating/ Storage Temperature:	0° to +50°C -30° to +60°C +32° to +122°F -22° to +140°F
	Far Field Gain:	N.A.


IP53 antenna, Integrated flush mounting guides, Universal mounting plate for rack (VESA) mounting available.		
	3 dB Beamwidth:	N.A.
Typical Applications: Jewelry, Retail POS, Libraries, Pharmacy & Healthcare. View Datasheet Here.	VSWR:	1.8 typical
	Front To Back Ratio:	N.A.
	Axial Ratio:	N.A.
	Part no.	ETSI 71583 FCC 71585

SLIMLINE SHELVING & CABINET UHF RFID ANTENNA

A7030C (Circular Polarized)	Specifications		
	Dimensions:	300mm x 300mm x 8.5mm	
	Weight:	Net: 750 g / 1.6 lbs.	
	Connector/ Cable Type:	SMA female side connector	
	Operating/ storage Temperature:	-20° to +55°C -30° to +65°C -4° to +131°F -22° to +149° F	
	Far Field Gain:	6 dBiC typical	
IP54 ultra-low profile circular polarized flat panel antenna.	3 dB Beamwidth:	65° in vertical, 65° in horizontal	
<p>Typical Applications: Retail item level tracking, tool tracking & all shelving / cabinet applications.</p> <p>View Datasheet Here.</p>	VSWR:	1.4 typical	
	Front To Back Ratio:	17 dB	
	Axial Ratio:	2 dB typical	
	Part no.	FCC 71584	ETSI 71582

SLIMLINE DOOR-FRAME UHF RFID ANTENNA

Ultra-low profile UHF RFID antennas suitable for a range of applications including flush wall and door-frame mounting, space constrained and customer facing environments.

A8060 Linear Polarized	Specifications	
	Dimensions:	650mm x 90mm x 8mm
	Weight:	Net: 0.5 kg / 1.1 lbs.
	Connector/ Cable Type:	SMA female side connector
	Operating/ Storage Temperature:	20° to +55°C -30° to +65°C - 4° to +131°F -22° to +149°F
	Far Field Gain:	5 dBi typical
A unique door frame antenna that is just 10.5 mm thick (0.4 inches).	3 dB Beamwidth:	110° XY (Horizontal) 30° YZ (Vertical)
<p>Typical Applications: All forms of asset & people tracking through RFID portal/ doorway deployment.</p>	VSWR:	1.8 typical
	Front To Back Ratio:	-7 dB
	Axial Ratio:	N/A

View Datasheet [Here](#).

Part no.

ETSI 71442

FCC 71416

A8065 Combo—Doorway portal



Three different polarizations combined for 360° reading coverage. Its ultra-low profile and slim dimensions give it a snug fit into door frames.

Typical Applications: Suitable for item level tracking in retail, conference attendees tracking, patient or asset tracking.

View Datasheet [Here](#).

Specifications	A8065 D	A8065 V	A8065 H
Dimensions:	700mm x 90mm x 10.5mm		
Weight:	Net:0.55 kg/ 1.1lbs		
Connector/ Cable Type:	SMA female side connector		
Operating/ Storage Temperature:	-20° to +55°C / -30° to +65°C -4° to +131°F / -22° to +149°F		
Far Field Gain:	3dBi typical	7.5 dBi typical	6 dBi typical
3 dB Beamwidth:	Vertical Pol: 25° in XZ plane; Horizontal Pol: 40° in XZ	25° in XZ-plan, 120° in YZ-plane	30°in XZ-plan, 110° in YZ-plane
VSWR:	2.5 typical	1.8 typical	1.8 typical
Front To Back Ratio:	Vertical Pol: -5dB; Horizontal Pol: -10dB	-6 dB	-12 dB
Axial Ratio	N/A		

Part no.	FCC: 71882 ETSI: 71883	FCC: 71884 ETSI: 71885	FCC: 71886 ETSI: 71887
-----------------	---	---	---

SLIMLINE UHF RFID GROUND ANTENNAS

Ground-based antennas used to track people or assets. For high traffic and precision, we offer ground antennas with high performance and range. Time-7 ground antennas are highly flexible and offer the performance required by any industry.

A5531 Ground Antenna




The A5531 is a high performance ground antenna optimized for applications involving moving products, assets and people. From conference attendee & people tracking, retail presence aware and loyalty marketing, the A5531 is ideal for situations where traditional side antennas are unsuitable or not optimized for the application.


Typical Applications: Conference attendee & people tracking, retail marketing, race and event timing.

View Datasheet [Here](#).


Specifications	A5531C	A5531V	A5531H
Dimensions:	1200mm x 195mm x 10mm		
Weight:	Net: 2.7 kg / 5.9 lbs.		
Connector/Cable Type:	SMA female side connector		
Operating/ Storage Temperature:	0° to +50°C / -30° to +60°C 32° to +122°F / -22° to +140°F		
Far Field Gain:	9.5 dBiC typical	10 dBi typical	10 dBi typical
3 dB Beamwidth:	13°in XZ, 85°in YZ	25°in XZ, 70°in YZ	13°in XZ, 85°in YZ
VSWR:	2.0 typical	2.0 typical	2.5 typical
Front To Back Ratio:	-18 dB	-20 dB	-18 dB
Axial Ratio	N/A		


Part no.	FCC 71741 ETSI 71846	FCC 71100 ETSI 71103	On Request
-----------------	---------------------------------------	---------------------------------------	-------------------

A5530 Circular Polarized	Specifications	
	Dimensions:	1220mm x 600mm x 12mm 4' x 2' x 0.5"
	Weight:	Net: 8.4 kg / 18.5 lbs.
	Connector/ Cable Type:	SMA female side connector
	Operating/ Storage Temperature:	0° to +50°C / -30° to +60°C 32° to +122°F / -22° to +140°F
IP66, robust design & superb aesthetics.	Far Field Gain:	9.5 dBiC typical
<p>Typical Applications: Conference Attendee / People Tracking and Industrial asset tracking.</p> <p>View Datasheet Here.</p>	3 dB Beamwidth:	3° XZ-plane 85° YZ-plane
	VSWR:	2 typical
	Front To Back Ratio:	-18 dB
	Axial Ratio:	N/A
	Part no.	FCC 71752 ETSI 71644

A5530 Linear Polarized	Specifications	
	Dimensions:	1220mm x 600mm x 12mm 4x 2' x 0.5"
	Weight:	Net: 8.4 kg / 18.5 lbs.
	Connector/Cable Type:	SMA female side connector
	Operating/ Storage Temperature:	0° to +50°C / -30° to +60°C 32° to +122°F / -22° to +140°F
IP66 antenna, linear (vertical or horizontal)	Far Field Gain:	10 dBi typical
	3 dB Beamwidth:	V: 25° XZ-plane, 70° YZ-plane H: 13° XZ-plane, 85° YZ-plane
	VSWR:	V: 1.8 typical H: 2.5

<p>Typical Applications: We recommend the linear polarised A5530 for race timing applications.</p> <p>View Datasheet Here.</p>	Front To Back Ratio:	V: 20 dB typical H: 18 dB typical
	Axial Ratio	N/A
	Part no.	Vertical: ETSI 70887/ FCC 70890 Horizontal: ETSI 70270/


A6590C (Circular Polarized)	Specifications	
	Dimensions:	915 mm x 305 mm x 8 mm x1' x 0.3"
	Weight:	Net: 2 kg / 4.4 lbs.
	Connector/Cable Type:	SMA female side connector
	Operating/ Storage Temperature:	-20° to +55°C / -30° to +65° C -4° to +131°F / -22° to
<p>The SlimLine A6590C is a hard wearing ultra-low profile UHF RFID linearly polarized ground antenna.</p>	Far Field Gain:	9 dBiC typical
	3 dB Beamwidth:	20° XZ-plane 80° YZ-plane
<p>Typical Applications: Conference Attendee / People Tracking, Race & Event Timing.</p> <p>View Datasheet Here.</p>	VSWR:	1.4 typical
	Front To Back	-24 dB
	Axial Ratio:	2 dB typical
	Part no.	ETSI 71324 FCC 71325

A6590L (Linear Polarized)	Specifications	
	Dimensions:	915 mm x 305 mm x 8 mm x1' x 0.3"
	Weight:	Net: 2 kg / 4.4 lbs.
	Connector/Cable Type:	SMA female side connector
	Operating/ Storage Temperature:	-20° to +55°C / -30° to +65°C -4° to +131°F / -22° to +149° F
<p>Ultra-low profile linear polarized UHF ground antenna.</p>	Far Field Gain:	10dBi typical

<p>Typical Applications: Conference Attendee / People Tracking, Retail Presence Aware / Race & Event Timing.</p> <p>View Datasheet Here.</p>	3 dB Beamwidth:	23° XZ-plane 72° YZ-plane
	VSWR:	1.4 typical
	Front To Back Ratio:	-20 dB
	Axial Ratio:	N/A
	Part no.	FCC 71211 ETSI 71234

RACE TIMING ANTENNA SYSTEM


The SlimLine RTAS is a complete high performance ground mat antenna system. Event and race-proven, the SlimLine RTAS has been extensively stress and performance-tested in hundreds of events around the world, it is in a class of its own.

RTAS Mat	Description		
	<p>The SlimLine RTAS is a complete high performance ground mat antenna system, which is fully optimized for race timing and event management applications. Ready to be deployed in a matter of minutes, the RTAS offers true portability with fast and easy setup – allowing for rapid race timing and event management deployments with ease and performance.</p>		
	Specifications		
	Dimensions:	1220 mm x 600 mm x 12 mm 4' x 2' x 0.5"	
	Weight:	Net: 8.4 kg / 18.5 lbs.	
	Connector: Cable	RPTNC	
	Environmental Rating:	IP66	
Operating temperature:	0° to +50°C / -30° to +60° C 32° to +122°F / -22° to +140°F		


<p>Complete race timing antenna system – for deployments of up to 7 antennas.</p> <p>Ultra-low profile - just 12 mm / 0.5 in. thick.</p> <p>Robust – withstands open road traffic.</p> <p>Operates in all weather conditions</p> <p>View Datasheet Here.</p>	Antenna Enclosure:	Molded polyurethane housing
	Cable protection:	SMA-SMB adapter inline with cable to prevent damage from excessive force
	Part no.	Refer to Datasheet

SLIMLINE AIRPORT ANTENNA

UHF RFID antennas designed for airport baggage handling and self-check-in applications.

A6011 Airport antenna	Specifications	
 <p>IP54 Underbelt antenna, Circular, Integrated flush mounting holes, Affixed directly onto conveyor frame (under conveyor belt)</p>	Dimensions:	<p>1200 mm x 600 mm x 12 mm 48" x 24" x 0.5"</p> <p>1000 mm x 800 mm x 12 mm 39" x 31" x 0.5"</p> <p>800 mm x 800 mm x 12 mm 31" x 31" x 0.5"</p>
	Weight:	<p>1200: 7 kg / 15.4 lbs 1000: ca. 8.45 kg/ 18.6 lbs. 800: ca. 8.2 kg/ 18.0 lbs.</p>
	Connector/ Cable Type:	SMA female side fly lead (300 mm / 11.8 in.) / 195
	Operating Storage Temperature:	0° to +50°C / -30° to +60°C +32F° to +122°F / -22° to +140°F
	Far Field Gain:	<p>1200: 11 dBiC 1000: 10 dBiC 800: 10 dBiC</p>
	3 dB Beamwidth:	<p>1200: 22° XZ-plane / 60° YZ-plane 1000: 25° XZ-plane / 70° YZ-plane 800: 25° XZ-plane / 70° YZ-plan</p>
	VSWR:	<p>1200: 2:1 typical 1000: 1.8 typical 800: 1.8 typical</p>


View Datasheet Here.	Front To Back Ratio:	1200: -22dB 1000: -20dB 800: -20dB
Part no. A6011-1200 ETSI 70730 / FCC 70731 A6011-1000 ETSI 71892 / FCC 71919 A6011-800 ETSI 71891 / FCC 7190	Axial Ratio:	2 dB typical


A6015 Circular-Polarised Flat Panel UHF RFID Antenna	Specifications	
	Dimensions:	549 mm x 380 mm x 12 mm
	Weight:	Net: 2.6 kg / 5.7 lbs.
	Connector/Cable Type:	(RF) RP-SMA female side connector (2.2 m / 7.2 ft.) / RG 316
	Operating/ Storage Temperature:	0° to +50°C -30° to +60°C
IP54 Self Check-in antenna, Circular. Affixed directly under check-in bag drop.	Far Field Gain:	4 dBiC typical
	3 dB Beamwidth:	N.A
Typical Applications: Airport check in baggage systems and any application with stationary tagged assets. View Datasheet Here.	VSWR:	1.8 typical
	Front To Back Ratio:	-15 dB
	Axial Ratio:	2 dB typical
	Part no.	ETSI 71419

ACCESSORIES FOR SLIMLINE ANTENNA RANGE


For best deployment results, we supply a small range of mounting and cable accessories for the Times-7 Slimline range.

Cable Accessories	Specifications
	Cable accessory, 2m, SMA to RPTNC T-7 195 Part no. 71436

	Cable accessory, 2m, SMA to RPTNC T-7 240 Part no. 71782
	Cable accessory, 4m, SMA to RPTNC T-7 240 Part no. 71784
	Cable accessory, 6m, SMA to RPTNC T-7 240 Part no. 71904
	Cable accessory, 8m, SMA to RPTNC T-7 240 Part no. 71788
	Label Set for cable tray and mat ID Part no. 70745
We can customize cables to your specific requirements for length and connectors on request.	
All our cables are equipped with SMA to RPTNC connectors. View Datasheet Here.	

Mounting Plates	Description	
	<p>Universal Mounting Bracket with industry standard VESA mount complements the SlimLine range of UHF Antennas, making them easy to install anywhere. Industry tested UHB (Ultra High Bond) double-sided tape supplied.</p>	
<p>All Mounting Plates with industry-standard VESA mount (100 x 100 mm) have been designed with installation simplicity in mind.</p>	Specifications	
<p>View Datasheet Here.</p> <p>Click here for our easy to follow instruction guide on how to attach the Mounting Plates to the antennas.</p>	Dimensions:	140 mm x 140 mm x 1.6 mm
	Stud Spacing:	100 x 100 mm
	Stud Size:	M6 VESA standard M4 VESA standard
	Part no.	M6: ETSI / FCC 71757 M4: ETSI / FCC 71943

Connector Protection Backplate	Description
--------------------------------	-------------

	<p>The A5020 family of antennas and the A5010 antenna are all equipped with SMA connectors due to their slim design. We have designed the Connector Protection Backplate to help protect the antenna connector from hits, especially when mounted on a bracket in free space.</p>	
<p>To install the backplate you simply attach it to the rear side of the antenna. The backplate bends over the connector, held on via the mounting holes.</p>	<p align="center">Specifications</p>	
<p align="center">View Datasheet Here.</p>	<p>Dimensions:</p>	<p>Refer to antenna model datasheet.</p>
	<p>Part no.</p>	<p>A5010 Backplate: Compatible with A5010 CP: 72039</p> <p>A5020 Backplate: Compatible with A5020 LX, CP, MR,NF: 72039</p>

UMD Value Added Provider

UMD Support Team: Can help you with product set up, implementation and after sales support.

UMD Technical Team: Provides a range of services for repairs, spare parts, service agreements with our vendors and mobile device management (MDM).

UMD Solutions Team: Are able to design, deploy and maintain a customised solution for your unique requirements.

